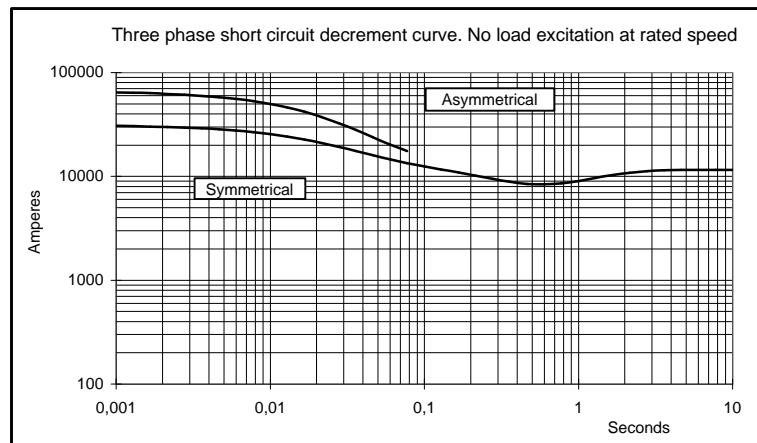
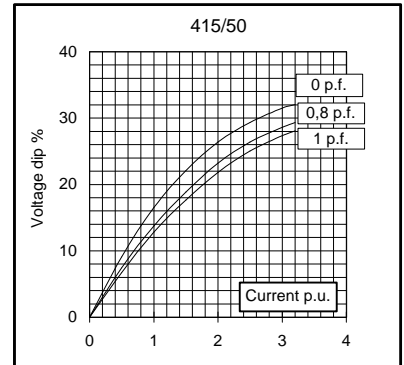
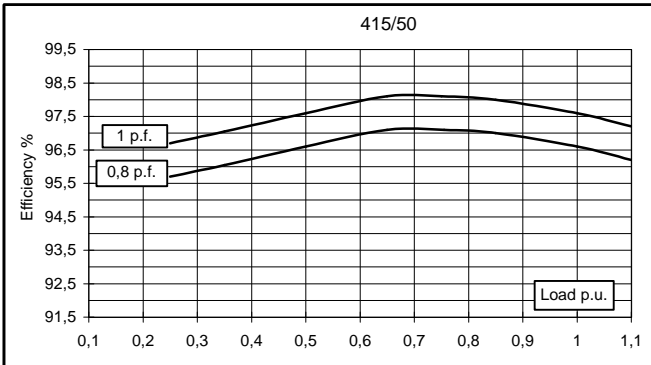
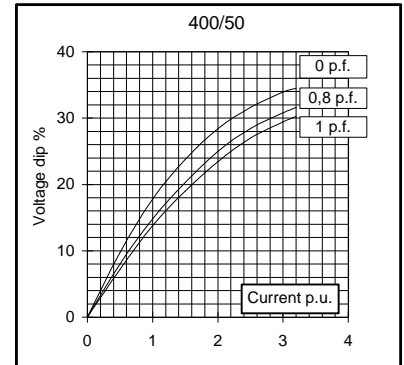
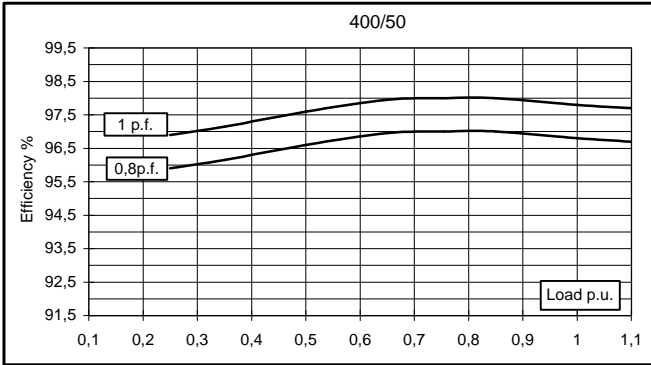
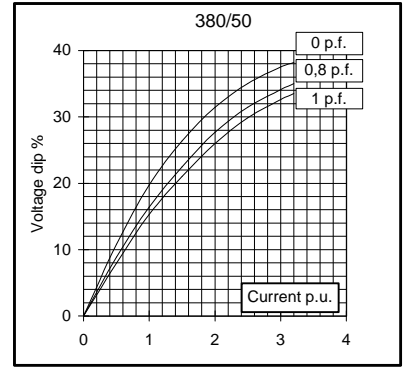
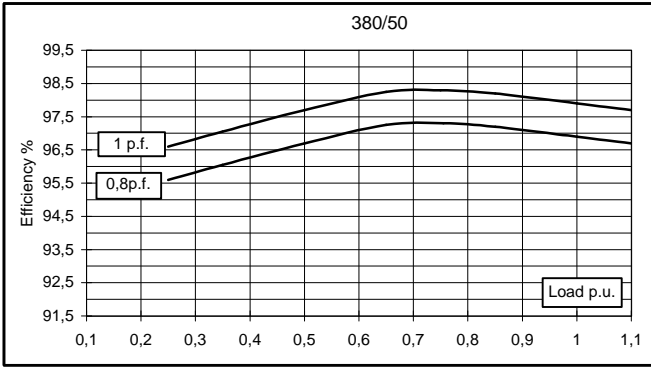


Electrical Characteristics										
Frequency	Hz	50				60				
Voltage (parallel star)	V	380	400	415	440	415	440	460	480	
Rated power class H	kVA	2500	2500	2500	/	/	2840	3000	3000	
	kW	2000	2000	2000	/	/	2272	2400	2400	
Rated power class F	kVA	2250	2250	2250	/	/	2550	2700	2700	
	kW	1800	1800	1800	/	/	2040	2160	2160	
Regulation with UVR6		±1% with any power factor and speed variations between -5% +30%								
Insulation class		H								
Execution		Brushless								
Stator winding		12 ends								
Rotor		with damping cage								
Efficiencies class H	4/4	%	96,9	96,8	96,6	/	/	97	97,2	97,1
(see graph. for details)	3/4	%	97,3	97	97,1	/	/	97,2	97,6	97,3
	2/4	%	96,7	96,6	96,6	/	/	96,8	97	96,9
	1/4	%	95,6	95,9	95,7	/	/	96,2	96,2	96,2
Reactances (f. l.cl. F)	Xd	%	396,7	358	332,6	/	/	402,4	389,8	358
	Xd'	%	26,3	23,7	22,0	/	/	26,64	25,8	23,7
	Xd''	%	12,7	11,5	10,7	/	/	12,93	12,5	11,5
	Xq	%	196,1	177	164,4	/	/	198,9	192,7	177
	Xq'	%	196,1	177	164,4	/	/	198,9	192,7	177
	Xq''	%	27,7	25,0	23	/	/	28,1	27,2	25
	X ₂	%	18,0	16,2	15,1	/	/	18,21	17,6	16,2
	X ₀	%	4,0	3,6	3	/	/	4,05	3,9	3,6
Short Circuit Ratio	Kcc		0,36	0,40	0,41	/	/	0,34	0,36	0,40
Time Constants	Td'	sec.	0,275							
	Td''	sec.	0,024							
	Tdo'	sec.	12,5							
	Tα	sec.	0,034							
Short Circuit Current Capacity		%	>300				>350			
Excitation at no load	Amp.		0,8	0,9	1	/	/	0,6	0,75	0,85
Excitation at full load	Amp.		3	3,1	3,2	/	/	2,8	2,9	3
Overload (long-term)		%	1 hour in a 6 hours period 110% rated load							
Overload per 20 sec.		%	300							
Stator Winding Resistance (20°C)	Ω		0,0024							
Rotor Winding Resistance (20°C)	Ω		4,500							
Exciter Resistance (20 °C)	Ω		Rotor : 0,120				Stator : 12,90			
Heat dissipation at f.l.cl.H	W		63.983	66.116	70.393	/	/	70.268	69.136	71.679
Telephone Interference			FHT < 2%				TIF < 40			
Radio interference			EN50081-1, EN50082-1, VDE0875K. For others standards apply to factory							
Waveform Distors.(THD) at f. load	LL/LN %		2,8 / 2,6							
Waveform Distors.(THD) at no load	LL/LN %		2,7 / 2,8							
Mechanical characteristics										
Protection			IP 23 (other protection on request)							
DE bearing			NU2230							
NDE bearing			6324							
Weight of wound stator assembly	kg		1603							
Weight of wound rotor assembly	kg		1157							
Weight of complete generator	kg		4250							
Maximun overspeed	rpm		2250							
Unbalanced magnetic pull at f.l.cl.F	kN/mm									
Cooling air requirement	m ³ /min		135				162			
Inertia Constant (H)	sec.		0,299				0,359			
Noise level at 1m/7m	dB(A)		97 / 86				100 / 91			

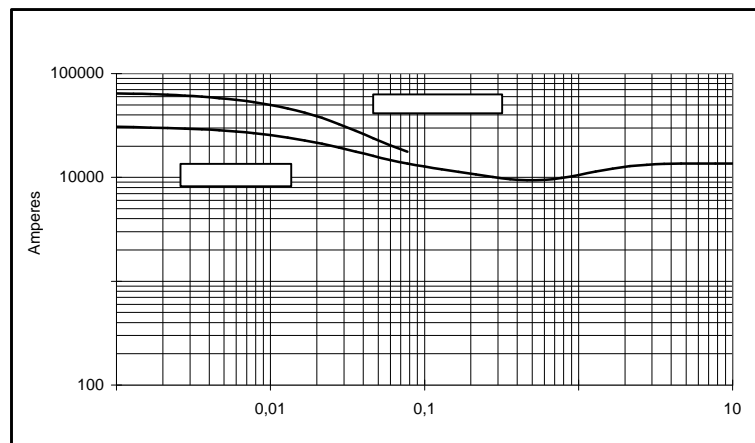
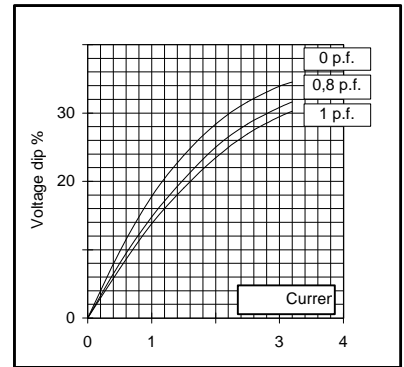
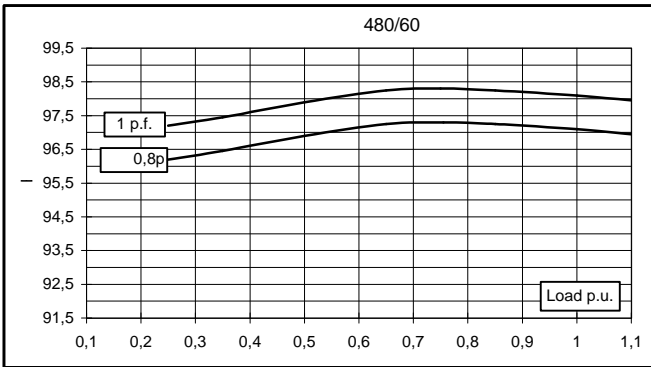
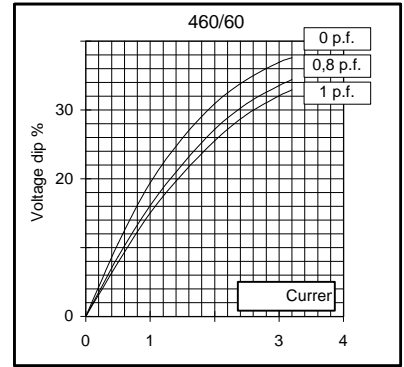
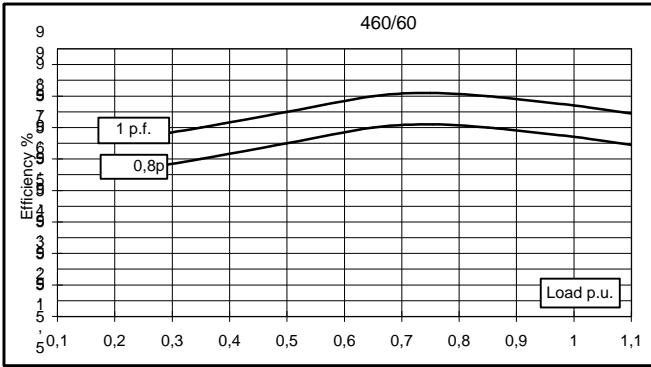
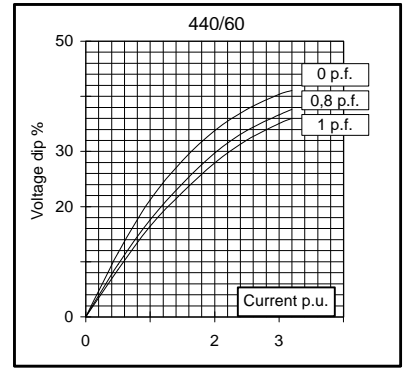
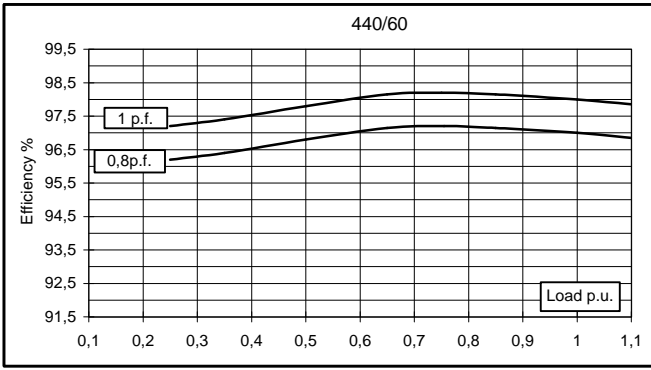
All technical data are to be considered as a reference and they can be modified without any notice.

This document is a propriety of Mecc Alte S.p.A.. All rights reserved.

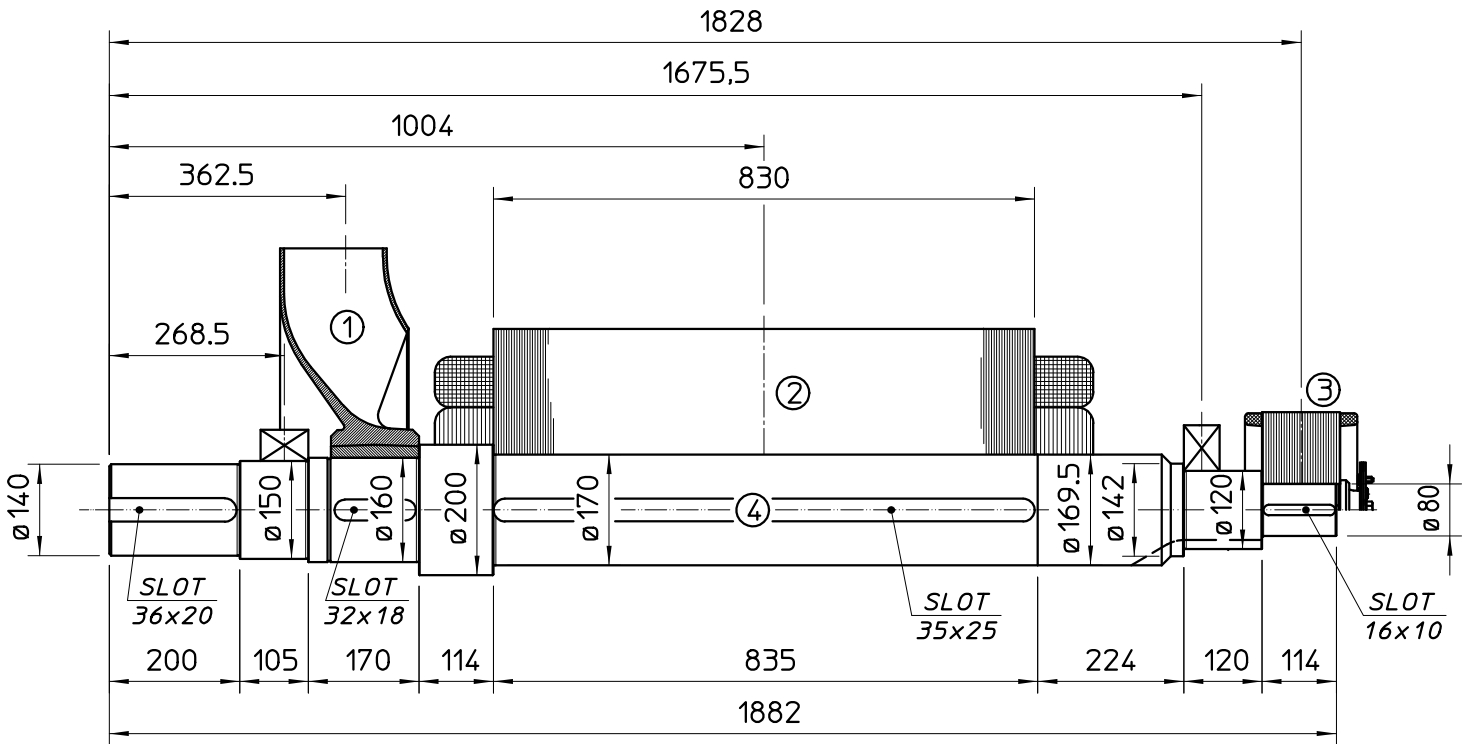
50 Hz



60 Hz

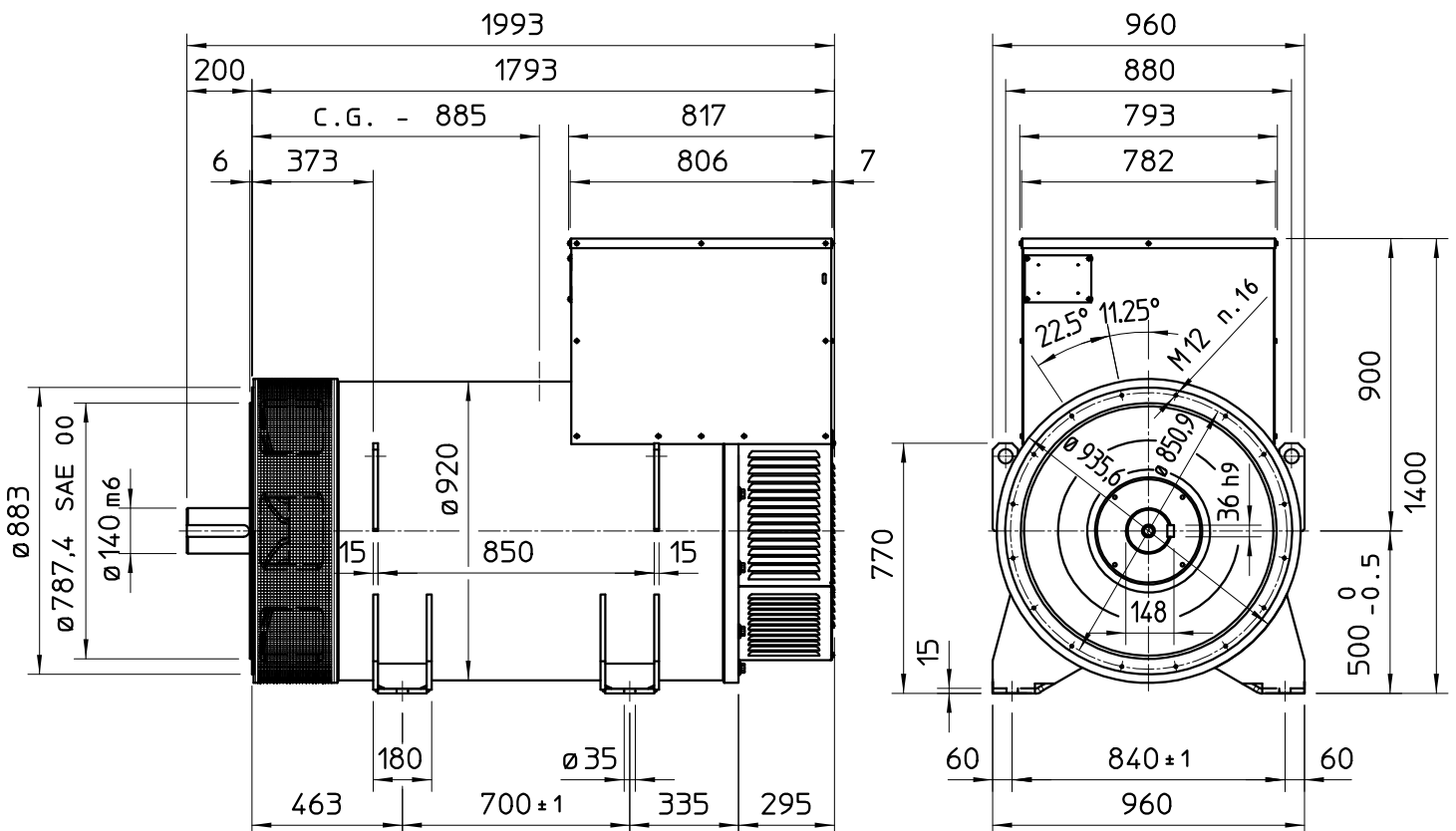


TWO BEARING MOMENTS OF INERTIA



COMPONENT	WEIGHT kg	J kgm ²
1 FAN	45	3.45
2 MAIN ROTOR	1157	55.16
3 EX. ROTOR	60	0.85
4 SHAFT	294	0.95
TOTAL	1556	60.41

TWO BEARING DIMENSIONS



C.G. = GRAVITY CENTER

